



6390 Phillips Highway
Jacksonville, FL 32216
Phone (904) 737-7144

SPECIFICATION DATA SHEET

MODEL No. 435

LONG WAY 45° ELBOW

Date: 08/29/08

Drawn by: M.D.C.

DIMENSIONAL DATA

BUILT TO DESIGN SPECIFICATIONS.

SQUARE THROATS ARE 6" x 6", STANDARD.

RADIUS THROATS ARE 8" RADIUS, STANDARD.

FABRICATION DATA

MATERIAL:
GALVANIZED STEEL SHEET OF LOCK FORMING
QUALITY PER ASTM A653 CS TYPE B.

GAUGES AVAILABLE:
28, 26, 24, 22, 20 AND 18 GAUGE.

PITTSBURGH LOCK LONGITUDINAL SEAM IS
STANDARD.

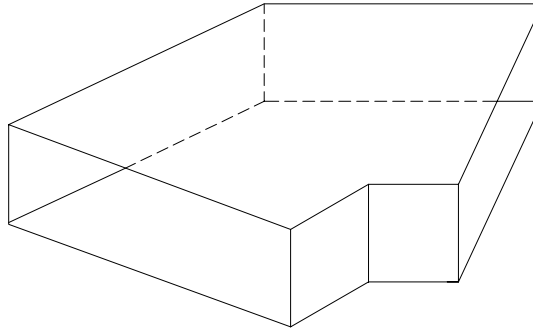
FEATURES

INTERNAL INSULATION AVAILABLE:
1/2", 1" OR 1-1/2" THICK.

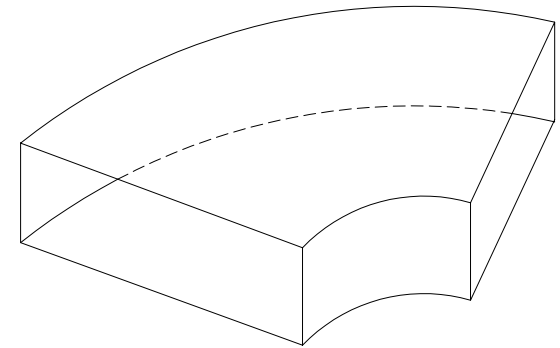
ASSEMBLED, READY FOR INSTALLATION.

TRANSVERSE CONNECTIONS

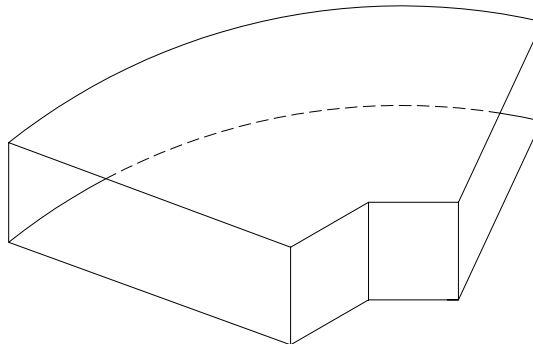
ENDS STRAIGHT
FLANGES TURNED IN OR OUT
S-LOCK AND DRIVE
FLANGED BOLT TOGETHER



SQUARE THROAT & SQUARE BACK



RADIUS THROAT & RADIUS BACK



SQUARE THROAT & RADIUS BACK

SPECIAL NOTES